

skills NOW

learn by doing

Retail Training Solutions 2009 – 2010

Training the skills NOW way

Most SIR07 training material is published on a unit per book basis so that it is padded to be of publishable size – one publisher’s material for Retail Certificate II totals about 900 pages which is totally inappropriate for an entry program for trainees with little interest in reading.

Instead, skills NOW has several units per book so that the material is more succinct and easier to use with more emphasis on learning by doing practical retail tasks and activities. The more compact user friendly format means significant cost savings.

skills NOW principles

1. **Up to date and relevant material** – 9 years after its introduction the GST is still not included in SIR07 courses - skills NOW includes such important information where relevant.
2. **Retail focus** – SIR07 courses are strong in general employment issues but relatively weak in retail - skills NOW uses practical tasks and learning activities to improve retail skills.
3. **“Learn by doing”** - trainees to learn by completing practical retail tasks and activities - where possible in store or a retail environment.
4. **“Retail is detail”** – when things get tough, some retailers look for a new miracle product to solve their sales and profit problems. Others look for excuses for poor performance such as the weather, the economy or suppliers. skills NOW focuses on “what can you do?” Look for the many small improvements that you can make which in combination can mean significant gains in customer service, sales and profitability. The results are a multi-skilled staff who can make a positive contribution in the workplace.
5. **SIR07 compliance** – instead of using Elements of Competency & Performance Criteria for each unit just as assessment tools at the completion of each unit, skills NOW introduces them at the beginning and maps learning tasks and activities against them. Skill development is thus based principally practical learning activities which are fully documented for better training, easier assessment and lasting results.

skills NOW’s emphasis on practical learning activities effectively (and correctly) shifts training workload from trainer to trainee for better outcomes. The trainer performs more of an advisory/management role.

Termination of the training materials noting process

The noting process aimed to provide trainers with quality assurance for vocational training materials.. On June 25th 2009, the National Quality Council (NQC) accepted the Noting Process Evaluation Final Report recommendations and immediately terminated the training material Noting process and its ✓ logo finding that it was “not in the best interest of delivering quality training outcomes.”. The report found administration to be “minimal”, lacking “rigour and transparency”; and that it was “likely that many of the Noted resources are out of date”, and thus not “current and relevant” and that “noted resources needed to be aligned with the units of competencies contained in training packages and mapped against assessment requirements of the units.” The noting process will be replaced with a new process with a different name and logo to deliver “high value” to the training system.

All skills NOW packages already meet the new, NQC Product Specification recommendations and can be used with confidence.

skills NOW’s 5 Step Learning and Assessment Process

skills NOW’s new 5 Step Learning and Assessment Process (5 Steps) – is a simple, easy to use activity based process which is available for Certificates II & III in Retail from September 1st 2009 and will be progressively introduced for all packages. The format is:

Step 1 Skills & knowledge – trainer briefs the trainee on each unit and explains the skills and knowledge required for accreditation (these are the Elements of Competency & Performance Criteria expressed in simple language).

Step 2 Unit notes – trainee reads about each unit – succinct notes which cover Step 1 plus any supplementary material required to bring the units up to date.

Step 3 Tasks – Q & A – trainee completes short tasks, often in a Q & A format. These are to check that the trainee has read the notes and understood them. The aim is to encourage trainees to think about retail issues.

Step 4 Learning activities – longer, practical activities, most to be completed in a retail workplace or environment – suitable whether trainees are employed in retail or not.

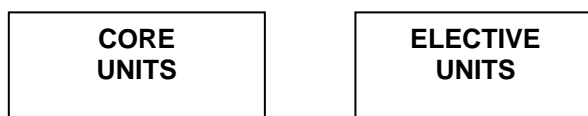
Step 5 Trainee assessment – simple and thorough. Tasks and activities (about 6 per unit) are mapped directly to the ECs and PCs as in Step 1. All are fully documented and can be retained as evidence – assessment summaries enclosed.

skills NOW extras

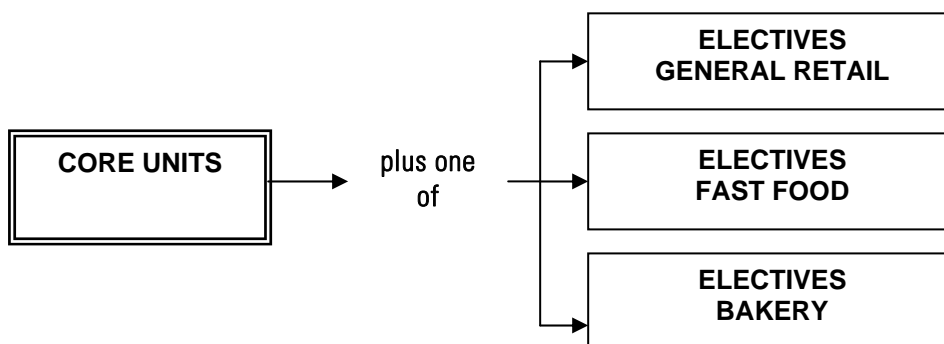
SIR07 Certificates consist of several isolated units so that trainees may begin with Apply point-of-sale handling procedures with no introduction to the retail industry. skills NOW uses extra units so that skills are developed in a retail context. Retail Certificate II has a “Retail Fundamentals” unit to provide an introduction to retailing and “What makes a successful retailer?” as a motivational unit. Retail Certificate III has a “Glossary of Retail Terms”. These serve as course enhancements and are optional – assessment is not required.

skills NOW’s 5 Step format

To cover the Retail Certificate requirements, there are two books for each Certificate:



A modular format is used for Retail Certificate II - all trainees require the core unit book – the trainer selects the most appropriate elective book according to client needs.. For the certificate, the books cover the nine core and elective units required for accreditation.



This option does not apply for Retail Certificate III or other certificates.

skills NOW's 5 Step samples

skills NOW - 5 Step pricing

Retail Certificate II Core units

9 units plus 2 extras \$45 including GST

Retail Certificate II Electives – General retail

8 elective units \$35 including GST

Cost per trainee - General retail

\$80 including GST

Retail Certificate II Electives – Fast food & Bakery

7 elective units \$30 including GST each

Cost per trainee - Fast food & Bakery

\$75 including GST

Retail Certificate III Core units

4 units plus Glossary of Retail Terms \$35 including GST

Retail Certificate III Electives

8 elective units \$35 including GST

Cost per trainee - Certificate III

\$70 including GST

skills NOW - 5 Step samples

The following pages are an extract from the Retail Certificate II core units book. All units follow this format. Trainees complete Steps 3 Tasks and 4 Learning Activities – if the trainer wishes to retain these as evidence then these can be retained as evidence.

How to use this book

skills NOW follows two learning principles – “learn by doing” – the best way to learn is by doing practical learning activities; and ‘retail is detail’ – to be successful in retail, you need to be able to do many tasks well.

This book covers the nine core units for SIR20207 Certificate II in Retail. is an activity based program in which you learn by doing practical learning activities which are mapped to the skills and knowledge required for accreditation in each unit. In addition to the nine core units for the course, to gain the qualification, a further five ‘elective’ units must be completed. Your trainer will nominate these.

Two supplementary units are also included – “Retail Fundamentals” is an introduction to retail to put the individual units in an industry context and “What makes a successful retailer” which is a motivational unit providing performance improvement ideas. As these are not part of the formal course they need not be assessed and their use is at trainer discretion.

The book is in two parts which include the skills NOW “5 Steps”.

PART 1: LEARNING ACTIVITIES

This consists of four steps which can be done in sequence although if employed in retail, many of the practical learning activities will be done according to store routines.:

STEP 1	Skills & Knowledge
-------------------	-------------------------------

Trainer briefs trainees on each unit and explains the skills and knowledge required for accreditation (these are the “Elements of Competency & Performance Criteria” described in everyday user friendly language). Your skills and knowledge will be reviewed at the end of the unit as part of the assessment process.

STEP 2	Notes & Ideas
-------------------	--------------------------

Trainee reads about each unit. These cover the skills and knowledge plus any supplementary material required to bring the units up to date. Ponderous language and undue repetition are avoided.

STEP 3	Tasks – Q & A
-------------------	--------------------------

Trainee completes short tasks, often in a simple Q & A format to check that the notes have been read and understood. The aim is to encourage thought about retail issues. Each unit has a “Putting skills to work” task to record what has been learned from the unit.

STEP 4	Learning Activities
-------------------	----------------------------

These are longer , practical activities, most to be completed in a retail workplace or environment. If the trainee is employed in retail, then most can be done on site; but if not, they may take the form of “visit Coles and Woolworths supermarkets and report on how they”. Trainees not employed in retail can do the activities by:

- Visiting a friendly retailer and asking their help – “I am studying retailing and have to complete a project – would you mind if I looked at your display?”

- Visit a large store and masquerade as a shopper – take notes on your shopping list.

Your trainer will determine which activities are to be completed and the time and supervision required for each

If you are not employed in retail, there will be some activities which you will not be able to do eg. if you have no access to equipment such as computer terminals. In such cases you need to learn about the activity in theory or by observation – how are sales processed in this store? Feel free to ask your supervisor or trainer for help.

For Certificate II in Retail, skills NOW provides between 80 and 100 practical tasks and learning activities. It is recommended that all Tasks are completed as they relate directly to the accreditation skills. The trainer should determine which in store activities are to be done on the basis of relevance – there is no need to do them all – the trainer may wish to use others or none at all.

PART 2: TRAINEE ASSESSMENT

STEP 5	Trainee Assessment
-------------------	---------------------------

The assessment steps are grouped at the end of the book as assessors may wish to batch several together. Steps 3 and 4 are printed as separate sections – some trainers may want these to be handed in as evidence of completed work.

Preparation for the assessment is an important part of the learning process. Each units has several tables to be ticked of by trainee and trainer/assessor. Prior to assessment, the trainee is to complete the forms and ensure that all activities have been completed to the required standards. The preliminary work done by the trainee, the trainer/assessor role is verification and assessment. according to SIR07 guidelines. skills NOW tasks and learning activities are fully documented for easier and better assessment.

The publisher is committed to skills NOW content and format improvement and thus reserves the right to make minor changes to these without notice. Any significant changes will be communicated on website www.skillsnow.com.au.

6 Interact with customers

SIRXCCS002A

STEP 1	Skills & Knowledge
-------------------	-------------------------------

SIRXCCS002A Interact with customers is a core unit for Certificates I and II in Retail and Community Pharmacy and an elective unit for Wholesale. It shows how to improve customer satisfaction through better interaction and identification of their needs.

When you have completed this, you should be competent in:

- Delivering excellent customer service
- Responding to customer complaints
- Receiving and processing sales orders
- Identifying and satisfying special customer needs

Application & objectives

Whilst this unit is primarily for new entrants in retail, wholesale and community pharmacy, all staff should aim to develop excellent customer relationships. Its aim is to help you think about shoppers and how to better relate to them.

Employability skills

Retailers aim to develop and expand a loyal customer base which depend largely on developing excellent customer relationships. Retail employers seek staff who can relate positively with customers and trading partners.

Accreditation skills for this unit

All skills and activities need to comply with store policies and procedures and any relevant government safety, storage and other regulations.

1. Delivering customer service

You need to show that you understand that high customer service standards are essential if retailers are to deliver shopper satisfaction. You should to be able to:

- Communicate with customers in a friendly professional, courteous manner
- Satisfy customer needs and reasonable requests or, refer them to another staff member
- Accurately record customer information when making transactions
- Anticipate possible problems and take preventive action to avoid them
- Seek ways to deliver service, even beyond customer expectations
- Engage with the customer during the sales process and conclude the transaction in a professional, friendly manner
- Process customer returns or refunds according to store policies and procedures

2. Responding to customer complaints

You should understand the need to promptly and effectively resolve customer problems or complaints according to store policies and procedures. The aim should be to solve the problem before it becomes a complaint. To do this you need to:

- Convey a positive, helpful attitude to customers when handling problems and complaints
- Listen carefully to the customer to better understand and confirm the problem
- Take action to resolve the problem to customers’ satisfaction wherever possible within your authority
- Refer any unresolved complaints to your supervisor
- Aim to turn the problem/complaint into a positive for your store by prompt friendly, helpful resolution
- Document your action as required
- Take follow up action as necessary to ensure customer satisfaction

3 & 4 Identifying special customer requirements & processing sales orders

Show that you can identify and satisfy customer special needs and process sales orders according to store policies and procedures. To do this you need to be able to:

- Accurately establish customer needs
- Record customer information accurately
- If not your area, refer the customer to the correct area
- Take the order – if necessary take a deposit to ensure a customer commitment
- Process the order efficiently

STEP 2	Notes & Ideas
-------------------	--------------------------

What is a customer?

A customer is defined as ‘a person who buys goods or services from a shop or business’ but this is too general as it treats all customers as the same. In practice, there may be several types of customer with different needs.

Before a person becomes a shopper, we must first attract them to the store (they become a store visitor) and interest them in the merchandise (they become a shopper). They only become a customer when they actually buy something.

Key issues are to:

1. Attract new customers to your store
2. Develop customers – sell more to them
3. Improve customer loyalty.

To improve customer relationships and sales, it is usually necessary to change customer shopping habits so that your store becomes their preferred shopping destination in your locality and industry. The steps are:

ideas
NOW

GOOD SERVICE REQUIRES A “WHOLE OF STORE” APPROACH
 The customer will judge your service by their total shopping experience in your store – your store is as good as its weakest link.

TABLE 6.01 Seven steps to developing customers

Step	How	Benefit
1. Attract passer-by attention	Attractive premises, signage, windows, good customer access, sense of event.	Store presents as an attractive shopping destination.
2. Alert passer-by interest	Attract person to the store - 'something happening'.	An interesting store.
3. Convert passer-by to store visitor	Attract person to enter the store – clear entry, attractive merchandise.	Improved store presentation, greater store traffic.
4. Convert store visitor to customer	Good signage, attractive well priced merchandise in prominent locations.	Better merchandise promotion and locations.
5. Convert customer to regular customer	Good ranges, strong promotions – friendly service.	Emphasis on ranging, promotions and service.
6. Convert regular customer to a loyal customer	Consistently excellent service, an enjoyable shopping experience.	Emphasis on service; a shopper friendly environment.
7. Convert loyal customer to store advocate	Store service superior to others – customers recommend the store to friends as 'the place to go for!'	The best advertising possible and it's free!

Service is more than just processing a sale. If shoppers have difficulty in finding the product that they want, there is no staff to help them or that the staff don't know about the products, you may never learn about your poor service as the shopper may just walk out. Lost sales and lost reputations!

**ideas
NOW**

PROVIDE BETTER SERVICE!

Don't aim to just match competitor service – by offering superior service you can establish an important point of difference and gain customer loyalty.

Show your customers that you care for them!

TABLE 6.02 Improving customer service

Issues	What to do
How to present your store	
Store appearance	The store should be clean, uncluttered, well signed with categories and products easy to find. Fixtures and signage to be in good condition.
Products	Attractive displays – damaged items and packaging to be removed from display.
Staff appearance	Appropriate uniforms (well maintained) for store identity and to maintain a high dress standard.
Staff conduct	Staff should avoid conduct which some customers may find impolite or offensive such as: Chewing gum or smoking (non smoking store preferred) Swearing Talking to each other across customer Talking or on phone whilst customers wait Shouting across store Arguing with customers

How to treat customers

Greeting shoppers	Smile and recognise shoppers as they enter the store – “Good morning - can I help you”? Staff to be friendly and helpful. Engage in conversation where possible.
Recognising customers	Where possible, greet customers by name and establish common interests eg customer business, football etc., so that the customer thinks of your store as a friendly, enjoyable shopping destination.
Helping shoppers	To help shoppers find categories and products you need to have a broad understanding of all departments, the store layout and the products that you carry. If you can't help them, ask another staff member who can to assist.
Sales techniques	Listen first to determine what the shopper really needs and recommend the most suitable products. If you don't know which product to recommend, get someone who does to provide customer advice.
Special attention	Try to give shoppers special attention to make them feel good. 'If you have any problems, then call me!'
Sales transactions	If you keep the sales transaction areas clean and uncluttered it will help you process transactions more efficiently.
Returns or refunds	Any shopper returns or refunds should be resolved quickly and politely according to store policy.
Customer farewell	Always show customers that you appreciate their business by thanking them, smiling and wishing them a pleasant day.

Product information

Category locations	To help shoppers find the products that they seek, staff should know store department and category locations.
Product knowledge	Sales staff should be trained in the products which they sell and how to use them. If they are uncertain, then they should ask someone who knows for help.

Responding to customer complaints

Is the customer always right?

An old retail adage is ‘the customer is always right’ but is this true? The underlying legal principle is ‘caveat emptor’ – ‘let the buyer beware’ which essentially means that if the buyer has inspected the goods and paid for them, then this is a binding transaction and the purchaser has no further rights under the contract.

In a retail environment, the great majority of transactions (98%+) are uneventful. If there are problems, the Australian Trade Practices Act 1974 and parallel state Fair Trading and Sales of Goods Acts give purchasers protection in the case of:

- Faulty merchandise eg. the product does not work
- Unsuitable merchandise eg. ‘this hairdryer is supposed to be 240 volt; I plugged it in and it blew up – I checked and it was only 110 volt.’ Or ‘I normally wear a size 10 frock – this is marked as size 10, but it is far too large.’ The product is not fit for their stated or normal purpose.
- Product supplied does not match the description or the sample.

Customers cannot however seek a refund if:

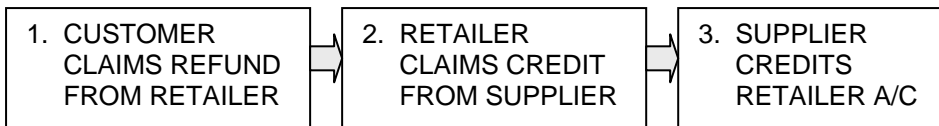
- They change their mind about the purchase.
- They have found a cheaper price or product elsewhere.
- They were aware of the product fault prior to purchase.
- The goods were damaged after purchase such as damage to a bicycle in an accident.

ideas
NOW

THINK FIRST!

Even if you are legally correct this does not mean that you should not give a refund – if the customer changes her mind it may be better to give a refund rather than create an incident or lose a customer. Your store policies should cover this. Many stores offer a “money back if not satisfied” policy. you can establish an important point of difference and gain customer

In cases of returns., the purchaser can claim a replacement item or a refund. In some case, the retailer may offer a repair. Many items such as electrical appliances are covered by a manufacturer’s warranty eg for 12 months. In case of a faulty product, the remedy chain is:



As well as merchandise problems, there may be customer complaints for issues such as:

- Service – ‘My new washing machine was to be delivered yesterday. I stayed home all day, but no one turned up!’
- Accounts – ‘My store account showed that I was charged \$99.00 for a pair of jeans, but they were on special for \$69.00 that week.’

Retailers face the problem, that even if they think they are in the right, it is usually best to quickly reach a solution which is suitable for both parties rather than have the problem drag on and get worse.

Tips for handling complaints

- Avoid a confrontational situation by conveying a positive, helpful attitude to customers when handling complaints. If the customer is agitated, calm them down first.
- Listen carefully to the customer to understand the nature of the complaint and confirm this with the customer.
- Any action taken to resolve the complaint should be in accordance with store policy – if you lack the authority to make a decision, then refer the problem to your supervisor.
- Always try to turn the complaint into a positive for your store by prompt friendly, helpful resolution.
- Your action should be recorded and processed according to store policies and procedures.
- Take follow up action as necessary to ensure customer satisfaction.

Sales orders and special customer needs

Most retail sales are made ex stock, but in some industries special orders are placed. For example to supply blinds and curtains for a new home, the retailer may:

- Show the customer the fabrics available and the fittings required
- Visit the house and measure the windows
- Quote a price for making, fitting and hanging

The retailer may often sub contract the manufacturing to another party so it is very important that all specifications and measurements are very accurate. Retailers need to provide customers with information in a clear, concise, understandable way to avoid possible problems.

Retailers should listen to customers carefully to identify special needs or requirements and indicate a willingness to assist with any issues or possible problems.

Special sales orders should be placed in accordance with store policy – some stores may ask for a deposit before the order is placed.

Promptly service customer needs or refer them to others who can help.

Do	Don't
<ul style="list-style-type: none"> • Think like a shopper – what do they need? • Work with your team to provide excellent service • Provide an attractive shopper friendly environment • Use a friendly, helpful approach when dealing with shoppers • Resolve any customer issue promptly and to the customer's satisfaction • If you cannot quickly resolve an issue refer it to your supervisor • Look for ways to make your store a more attractive shopping destination. 	<ul style="list-style-type: none"> • Don't operate your store for your own convenience – put shoppers first • Don't ignore shoppers – a friendly greeting • Don't brush off complaints – listen carefully to determine what it is • Don't argue with customers • Don't leave shopper issues un resolved

STEP 3	Tasks – Q & A
-------------------	--------------------------

Q 6.01T Inferior service

List occasions when you have experienced inferior retail service. How could the problems have been avoided?

A

Service problem	Problem prevention

Q 6.02T Solving a customer problem

A customer complains about a product purchase and the service received. How would you solve the problem?

A List the steps that you would take:

Step	Your action
The product	
The service	
The problem	
Customer demands	
Solution options	
Solution authorisation	

Putting skills to work - Interact with customers

List the knowledge or skills which you learned in this unit and describe how they can be used in a retail workplace.

Knowledge/Skills	Application

Task Summary

Trainee

Interact with customers SIRXCCS002A

Task	Start	Finish	Checked
6.01T Inferior service			
6.02T Solving a customer problem			
Putting skills to work			

STEP 4	Learning Activities
-------------------	----------------------------

6 Interact with customers

6.01 What is customer service?

The levels of service needed may vary considerably even within the same store eg in a supermarket, most groceries will be sold on a self selection basis, but personal service will be required at the delicatessen. List the departments in your store where special service may be required and describe the nature of the service.

If you are not employed in retail visit a large supermarket and complete the form to show the different service levels.

Department	Service requirement

6.02 Product returns policies and procedures

What are your store policies and procedures for handling product returns?

Policies

Authorisation

If you are not employed in retail determine the product returns policies for three retailers. You can determine these from catalogues and advertisements, in store signage or asking staff.

Retailer	Return or refund policy

6.03 Special customer needs and orders

If your store accepts special customer orders for products which you do not stock.

1. What is your store procedure?

2. How do you place a special order?

If you are not employed in retail then visit three specialist retailers and determine whether or not they take special customer orders and if any conditions apply such as size or value of order or deposit requirement.

Retailer	Special order policy

LEARNING ACTIVITY RECORD

TRAINEE	NUMBER

Interact with customers SIRXCCS002A

Learning activities	✓	Start	Finish	Checked
6.01 What is customer service?				
6.02 Product returns policies and procedures				
6.03 Special customer needs and orders				

Go to STEP 5 - Assessment

6 Interact with customers

SIRXCCS002A

STEP 5	Trainee Assessment
-------------------	---------------------------

Trainee Name	
Trainee Number	
Unit	Interact with customers SIRXCCS002A

1. Skills and knowledge

Trainees to demonstrate that they meet the unit elements of competency and performance criteria (called skills and knowledge).

Accreditation skill	Trainee ✓	Trainer ✓	Assessor ✓
If employed in retail do you know the store policies and procedures and any other regulations .applicable for this unit?			

1. Delivering customer service

How do you communicate with shoppers in a friendly professional, courteous way including during the sales process?			
Do you aim to satisfy customer needs and reasonable requests or, refer them to another staff member who can?			
How do you accurately record customer information when making transactions?			
How can you anticipate possible problems and take action to avoid them?			
Do you actively seek ways to deliver superior customer service? ,			
Can you process customer returns or refunds according to store procedures?			

2. Responding to customer complaints

How can you convey a positive, helpful attitude to customers when handling problems and complaints?			
Do you listen to the customer carefully to better understand and confirm the problem?			
Do you take action to resolve the problem to customers' satisfaction wherever possible within your authority?			
Do you refer any unresolved complaints to your supervisor?			
How can you turn a problem/complaint into a positive for your store?			
Do you know store procedures for documenting complaint action?			
What follow up action can be taken to ensure customer satisfaction?			

2. Unit notes

Trainees to have read the notes for this unit.

3. Tasks – Q & A

Trainees to have completed tasks and show an understanding of unit issues.

Task	✓	Trainer	Assessor
6.01T Inferior service			
6.02 T Solving a customer problem			
Putting skills to work			

4. Learning activities

Trainees should have completed those activities as selected by their trainer – there is no requirement to do them all – additional activities can be included. Assessment may be by observation or evidence by a third party.

Learning activities	✓	Trainer	Assessor
6.01 What is customer service?			
6.02 Product returns policies and procedures			
6.03 Special customer needs and orders			

5. Other tasks, activities and prior learning

List any other relevant tasks & activities completed and any prior learning recognised.

6. Third party evidence

I certify that I have observed the trainee perform the listed activities in the workplace to a consistently high standard and is competent in these skills.

Signed: Position: Date:

7. Employability skills

Trainees should learn employability skills through doing the practical activities. Tick those which are appropriate.

Employability skill	✓	Employability skill	✓
1 Communicating effectively		5 Planning and organising	
2 Working in a team		6 Self management	
3 Problem solving		7 Learning new skills	
4 Initiative & enterprise		8 Using technology	

8. Unit assessment

Based on the evidence provided and observation the trainee has been assessed as competent in this unit.

Trainee: Date:

Trainer: Date:

Assessor: Date:

Trainee Name		
Trainee Number		
Unit	Interact with customers SIRXCCS002A	C NYC

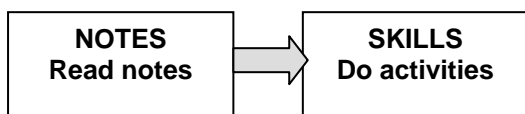
skills NOW - publications October 2009

skills NOW book formats

skills NOW packages are available in two formats.

1. The new 5 Steps format as described above. Product numbers are prefixed “5S”
2. The Notes & Skills format. These are primarily sold as kits with a “K” prefix.

This is the current two book format – trainees read notes for each unit then use Skills workbook to perform the practical learning activities. Depending upon Certificate and package chosen, two or four books will be needed for each certificate.



Both formats cover the same content – the difference is that the 5 Steps splits the learning activities into two – Tasks and Learning Activities. The latter format has the advantage in that it better tests unit comprehension and enables trainees to use their own experiences to better relate to retailing.

Both formats will remain available until at least 2010 when a decision will be made as to whether to continue with both – check www.skillsnow.com.au for updates.

skills NOW book specifications – all titles

All titles

A4 pages

Plastic & cardboard covers

Coil binding

Notes, ideas and 5 Steps books printed double sided

Skills or activities books printed single sided for more space for trainee notes

skills NOW 5 Step publications

SIR20207 Certificate II in Retail

5S201 Retail Certificate II - Core units

Code	Unit	C/E
SN01	Retail fundamentals	*
SIRXIND001A	Work effectively in a retail environment	C
SIRXCOM001A	Communicate in the workplace	C
SIRXOHS001A	Apply safe working practices	C
SIRXCLM001A	Organise and maintain work areas	C
SIRXCCS002A	Interact with customers	C
SIRXICT001A	Operate retail technology	C
SIRXCCS001A	Apply point of sale handling procedures	C
SIRXINV001A	Perform stock control procedures	C
SIRXRSK001A	Minimise theft	C
SN02	What makes a successful retailer	*

*Supplementary units to provide practical retail context.

5SE202 Retail Certificate II - Elective units - General retail

SIRXSLS001A	Sell products and services	E
SIRXSLS002A	Advise on products & services	E
BSBSLS301A	Develop product knowledge	E
SIRRRPK014A	Recommend specialised products & services	E
SIRXMER001A	Merchandise products	E
SIRXMER005A	Create a display	E
SIRXINV002A	Maintain and order stock	E
SIRXFIN001A	Balance a point of sale terminal	E

5SE203 Retail Certificate II - Elective units - Fast food

SIRRFSA001A	Apply food safety practices	E
SIRXMER001A	Merchandise food products	E
SIRRMER003A	Prepare & display fast food items	E
SIRRRPK013A	Advise on fast foods products	E
SIRXFIN001A	Balance point of sale terminal	E
SIRRFSA002A	Monitor food safety program	E
BSBFRA301A	Work within a franchise	E

5SE204 Retail Certificate II - Elective units - Bakery

SIRRFSA001A	Apply food safety practices	E
SIRXMER001A	Merchandise food products	E
SIRRMER004A	Prepare & display bakery items	E
SIRRRPK004A	Advise on bakery products	E
SIRXFIN001A	Balance point of sale terminal	E
SIRRFSA002A	Monitor food safety program	E
BSBFRA301A	Work within a franchise	E

SIR30207 Retail Certificate III

5SC301 SIR30207 Retail Certificate III - Core units

Suitable for trainees whether employed in retail or not, or wishing to do Cert IV

Code	Unit	C/E
SIRXSLS004A	Build relationships with customers	C
SIRXCCS003A	Coordinate interaction with customers	C
SIRXOHS002A	Maintain store safety	C
SIRXRSK002A	Maintain store security	C
	Glossary of Retail Terms	
	4 units (3 required)	

5SE302 SIR30207 Retail Certificate III - Elective units

Suitable for trainees whether employed in retail or not, or wishing to do Cert IV

Code	Unit	C/E
BSBCMN302A	Organise personal work priorities	E
BSBCMN304A	Contribute to personal skill development	E
SIRXMGT001A	Coordinate work teams	E
SIRXSL003A	Coordinate sales performance	E
SIRXMPPR008A	Implement advertising & promotion activities	E
SIRRRPK014A	Recommend specialised products & services	E
SIRXMER002A	Coordinate merchandise presentation	E
SIRXQUA001A	Develop innovative ideas at work	E
	8 units (7 required)	

skills NOW publications – Notes & skills format

SIR20207 Certificate II in Retail

KR2V02 SIR20207 Certificate II in Retail Version 2 (V02)

Revised 2009 version - the best value, easiest to use pack

Suitable for all trainees, particularly those not employed in retail such as JSA participants

15 core & elective units in just two books - low cost format

Code	Unit	C/E
SN001A	Retail fundamentals*	
SIRXIND001A	Work effectively in a retail environment	C
SIRXCOM001A	Communicate in the workplace	C
SIRXOHS001A	Apply safe working practices	C
SIRXCLM001A	Organise and maintain work areas	C
SIRXCCS002A	Interact with customers	C
SIRXIND001A	Sell products and services	E
SIRXSLS002A	Advise on products and services	E
BSBSLS301A	Develop product knowledge	E
SIRXMER001A	Merchandise products	E
SIRXMER005A	Create a display	E
SIRXICT001A	Operate retail technology	C
SIRXCCS001A	Apply point of sale handling procedures	C
SIRXFIN001A	Balance a point of sale terminal	E
SIRXINV001A	Perform stock control procedures	C
SIRXSLS001A	Minimise theft	C
SN002A	What makes a successful retailer?*	
	9 core, 6 elective (14 required)	

*Supplementary units to provide practical retail context.

Core & Elective books

These books consist of separate books for core and electives - to complete the certificate 4 books are required.

KR2C SIR20207 Retail Certificate II - Core units

Suitable for trainees whether employed in retail or not, or wishing to do Cert III

Code	Unit	C/E
SIRXIND001A	Work effectively in a retail environment	C
SIRXCOM001A	Communicate in the workplace	C
SIRXOHS001A	Apply safe working practices	C
SIRXCLM001A	Organise and maintain work areas	C
SIRXCCS002A	Interact with customers	C
SIRXICT001A	Operate retail technology	C
SIRXCCS001A	Apply point of sale handling procedures	C
SIRXINV001A	Perform stock control procedures	C
SIRXRSK001A	Minimise theft	C
	9 units (9 required)	

KR2E SIR20207 Retail Certificate II - Elective units

Suitable for trainees whether employed in retail or not, or wishing to do Cert III

SIRXMER001A	Merchandise products	E
SIRXMER005A	Create a display	E
SIRXINV002A	Maintain and order stock	E
SIRXSLS001A	Sell products and services	E
SIRXSLS002A	Advise on products & services	E
BSBSLS301A	Develop product knowledge	E
SIRRFSA001A	Apply food safety practices	E
	7 units (5 required)	

One day courses – PPPs - Lesson formats

Suitable for trainees doing short courses

Code	Unit
LK01	Working in retail*
SIRXIND001A	Work effectively in retail
SIRXOHS001A	Apply safe working practices
SIRXCOM001A	Communicate in workplace
SIRXCCS002A	Interact with customers
SIRRFSA001A	Apply safe food practices
SIRXICT001A	Operate retail technology
SIRXMER005A	Create a display
SIRXRSK001A	Minimise theft
SIRXSLS001A	Sell products & services
	*not an SIR07 unit

SIR30207 Retail Certificate III

KR3C SIR30207 Retail Certificate III - Core units

Suitable for trainees whether employed in retail or not, or wishing to do Cert IV

Code	Unit	C/E
SIRXSLS004A	Build relationships with customers	C
SIRXCCS003A	Coordinate interaction with customers	C
SIRXOHS002A	Maintain store safety	C
SIRXRSK002A	Maintain store security	C
	4 units (3 required)	

KR3E SIR30207 Retail Certificate III - Elective units

Suitable for trainees whether employed in retail or not, or wishing to do Cert IV

Code	Unit	C/E
BSBCMN302A	Organise personal work priorities	E
BSBCMN304A	Contribute to personal skill development	E
SIRXMGT001A	Coordinate work teams	E
SIRXSLO03A	Coordinate sales performance	E
SIRXMPR008A	Implement advertising & promotion activities	E
SIRRRPK014A	Recommend specialised products & services	E
SIRXMER002A	Coordinate merchandise presentation	E
SIRXQUA001A	Develop innovative ideas at work	E
	8 units (7 required)	

SIR40207 Retail Certificate IV

KR4CE SIR40207 Retail Certificate IV - Core & electives

Suitable for trainees whether employed in retail or not, or wishing to do Diploma

Code	Unit	C/E
SIRXMG003A	Lead and manage people	C
SIRXMER004A	Manage merchandise and store presentation	C
SIRXOHS003A	Provide a safe working environment	C
SIRXMPR001A	Profile a retail market	E
SIRXINV004A	Buy merchandise	E
SIRXINV007A	Plan inventory levels	E
SIRXFIN004A	Manage financial resources	E
BSBSBM404B	Undertake business planning	E
SIRXSLS005A	Manage sales and service delivery	E
SIRXCCM002A	Manage store facilities	E
	10 units (10 required)	
	Glossary of Retail Terms	

SIR07 Community Pharmacy Certificate II

Whilst primarily for trainees employed pharmacy, they can also be used by others.

#1 is in the Notes and Skills books formats - 2 books

#2 consists of many smaller units - one combined book - 3 books in all

KCP2CE Certificate II CP - Retail Units Core & Electives

These are principally the same as the retail Cert. II units modified for pharmacy

Code	Unit	C/E
CP01	Introduction to pharmacy	
SIRXIND001A	Work effectively in a retail environment	C
SIRXCOM001A	Communicate in the workplace	C
SIRXOHS001A	Apply safe working practices	C
SIRXCLM001A	Organise and maintain work areas	C
SIRXCCS002A	Interact with customers	C
SIRXIND001A	Sell products and services	C
SIRXMER001A	Merchandise products	C
SIRXICT001A	Operate retail technology	E
SIRXCCS001A	Apply point of sale handling procedures	C
SIRXFIN001A	Balance a point of sale terminal	E
SIRXINV001A	Perform stock control procedures	C
SIRXSLS001A	Minimise theft	C
	10 core 2 Elective	

KCP2PCE Certificate II CP – Pharmacy Units Core & Electives

These are pharmacy only units including many in store activities.

Code	Unit	C/E
SIRPDIS001A	Accept prescriptions & deliver medicine	C
SIRPPKS001A	Support sale of pharmacy medicines	C
SIRPPKS002A	Identify, locate & sell allergy relief	C
SIRPPKS003A	Identify, locate & sell analgesics	C
SIRPPKS005A	Identify, locate & sell cough & cold	C
SIRPPKS006A	Identify, locate & sell eye, ear & oral	C
SIRPPKS007A	Identify, locate & sell gastro intestinal	C
SIRPPKS008A	Identify, locate & sell first aid & wound care	C
SIRPPKS009A	Identify, locate & sell skin & fungal	C
SIRPPKS004A	Identify, locate & sell baby & infant	E
	9 core 1 Elective	

skills NOW Retail Resource Banks

All of the above units are available as a “Retail Resource Bank” for each level eg for Certificate II there are 22 units currently available in PDF format. Larger TAFEs and RTOs can select the units which they require and print them under a licensing agreement. Significantly lower prices apply as skills NOW does not incur the printing costs.

As there are several sales volume, security and charging issues involved, please contact peter@skillsnow.com.au or call 0412 944 908 to discuss.

skills NOW price list**October 20th 2009****Trading terms**

Place orders by kit

Stock dispatched within 5 working days

Service fee covers freight within Australia - up to 3 kits \$10, additional kits \$4 each.

Payment terms 15 days from date of invoice or by PayPal

All prices include GST

SIR20207 Certificate II in Retail

Kit no.	Title	Books per kit	SIR07 Units	Price per kit
skills NOW – 5 step format				
5SC201	Retail Certificate II Core Units	1	9	\$45.00
5SE202	Retail Certificate II - Elective – General retail	1	8	\$35.00
5SE203	Retail Certificate II - Elective - Fast food	1	5	\$30.00
5SE204	Retail Certificate II - Elective - Bakery	1	5	\$30.00
K5SCE201	Retail Certificate II Core & Elect. Retail	2	17	\$80.00
K5SCE202	Retail Certificate II - Core & Elect Fast food	2	14	\$75.00
K5SCE203	Retail Certificate II - Core & Elect Bakery	2	14	\$75.00

Core & Elective books

KR2V02	Retail Certificate II Core & electives (C & Es – 2 books)	2	15	\$75.00
KR2C	Retail Certificate II Core units	2	9	\$43.00
KR2E	Retail Certificate II Elective units	2	7	\$45.00
KR2CE	Retail Certificate II Core & electives	4		\$88.00

SIR30207 Retail Certificate III**skills NOW – 5 step format**

5SC301	Retail Certificate III Core Units	1	4	\$35.00
5SE302	Retail Certificate III Elective units	1	8	\$35.00
K5SCE301	Retail Certificate III Core & Elective	2	12	\$70.00

Core & Elective books

KR3C	Retail Certificate III - Core units	2	4	\$43.00
KR3E	Retail Certificate III - Elective units	2	8	\$45.00
KR3CE	Retail Certificate III - Core & Elective	4	12	\$88.00

SIR40207 Retail Certificate IV

KR4CE	Retail Certificate IV - Core & Elective	2	10	\$78.00
-------	---	---	----	---------

SIR07 Community Pharmacy Certificate II

KCP2RCE	Retail Units Core & Electives	2	12	\$55.00
KCP2PCE	Pharmacy Units Core & Electives	1	10	\$25.00
KCP2PCE	Comm. Pharmacy II Core & Electives	3	22	\$80.00

One day courses – PPPs - Lesson formats

Minimum order 10 copies per title - service fee \$1 per copy - trainer copies available.

LK01	Working in retail*	1		\$5.00
SIRXIND001A	Work effectively in retail	1		\$5.00
SIRXOHS001A	Apply safe working practices	1		\$5.00
SIRXCOM001A	Communicate in workplace	1		\$5.00
SIRXCCS002A	Interact with customers	1		\$5.00
SIRRFSA001A	Apply safe food practices	1		\$5.00
SIRXICT001A	Operate retail technology	1		\$5.00
SIRXMER005A	Create a display	1		\$5.00
SIRXRSK001A	Minimise theft	1		\$5.00
SIRXSLS001A	Sell products & services	1		\$5.00

*not an SIR07 unit

skills NOW

ORDER FORM

September 2009

Your details

Business Name:	Order no: Deliver by:
Deliver to:	Contact details:

Fax to 03 5254 3129

or send to

orders@skillsnow.com.au

SIR20207 Certificate II in Retail

Kit no.	Title	Books per kit	No. Kits Ordered	Price per kit
skills NOW – 5 step format				
5SC201	Retail Certificate II Core Units	1		\$45.00
5SE202	Retail Certificate II - Elective – General retail	1		\$35.00
5SE203	Retail Certificate II - Elective - Fast food	1		\$30.00
5SE204	Retail Certificate II - Elective - Bakery	1		\$30.00
K5SCE201	Retail Certificate II Core & Elect. Retail	2		\$80.00
K5SCE202	Retail Certificate II - Core & Elect Fast food	2		\$75.00
K5SCE203	Retail Certificate II - Core & Elect Bakery	2		\$75.00
Core & Elective books				
KR2V02	Retail Certificate II Core & electives (C & Es – 2 books)	2		\$75.00
KR2C	Retail Certificate II Core units	2		\$43.00
KR2C	Retail Certificate II Elective units	2		\$45.00
KR2CE	Retail Certificate II Core & electives	4		\$88.00

SIR30207 Retail Certificate III

skills NOW – 5 step format

5SC301	Retail Certificate III Core Units	1		\$35.00
5SE302	Retail Certificate III Elective units	1		\$35.00
K5SCE301	Retail Certificate III Core & Elective	2		\$70.00

Core & Elective books

KR3C	Retail Certificate III - Core units	2		\$43.00
KR3E	Retail Certificate III - Elective units	2		\$45.00
KR3CE	Retail Certificate III - Core & Elective	4		\$88.00

SIR40207 Retail Certificate IV

KR4CE	Retail Certificate IV - Core & Elective	2		\$78.00
-------	---	---	--	---------

SIR07 Community Pharmacy Certificate II

KCP2RCE	Retail Units Core & Electives	2		\$55.00
KCP2PCE	Pharmacy Units Core & Electives	1		\$25.00
KCP2PCE	Comm. Pharmacy II Core & Electives	3		\$80.00

One day courses – PPPs - Lesson formats

Minimum order 10 copies per title - service fee \$1 per copy - trainer copies available.				
		Trainer copies	Trainee copies	
SIRXIND001A	Work effectively in retail			\$5.00
SIRXOHS001A	Apply safe working practices			\$5.00
SIRXCOM001A	Communicate in workplace			\$5.00
SIRXCCS002A	Interact with customers			\$5.00
SIRRFSA001A	Apply safe food practices			\$5.00
SIRXICT001A	Operate retail technology			\$5.00
SIRXMER005A	Create a display			\$5.00
SIRXRSK001A	Minimise theft			\$5.00
SIRXSLS001A	Sell products & services			\$5.00